

Custom Glass

NOW AVAILABLE


BRISBANE, GOLD COAST, YATALA & NEWCASTLE

COMPLIMENT OUR MODULAR GLASS POOL FENCING, GLASS BALUSTRADING
& FRAMELESS SHOWER SCREEN RANGES WITH TOUGHENED LOCAL CUSTOM GLASS



MAKE IT HAPPEN IN


CLEAR, GREY TINT, ACID ETCHED, LOW IRON & NARROW REEDED
ALL AVAILABLE IN A VARIETY OF THICKNESSES.



CLEAR



GREY TINT



ACID ETCHED



LOW IRON



NARROW
REEDED

UP & DOWN


STAIRWAYS, RAKES, CORNER CUT OUTS & TRUNCATED CORNERS ALL ACHIEVABLE *

*DRAWING TO BE PROVIDED AT TIME OF ORDER. NO TIMBER TEMPLATES.



IN THE CORNER

2MM, 5MM & POLISHED TIPPED CORNER OPTIONS



INSTANT PRICING

WITH OUR EASY TO USE EXCEL ORDER FORM YOU CAN QUOTE CUSTOM GLASS INSTANTLY.
CONTACT US FOR YOUR COPY

Local Custom Glass Order Form - V1.0, p1/2

Note: If any of these items is specified a dimensioned drawing is required.

| Drawing Ref | Qty of Glass Panels | Height Overall | Width Overall | Glass Type | Thickness | Heat Treated | Tinted (0-100%) | Edge Finish | Corners Per Panel | Drill Holes Per Panel | | | | Rounded Corner Cut Out (R9) Per Panel | | | | Truncated Corner Per Panel | | | | Raked Glass | Condition of Glass | SQM per Panel | Total SQM | Price per Panel Ex GST | Total Price Ex GST | Total Weight (before processing) |
|-------------|---------------------|----------------|---------------|------------|-----------|--------------|-----------------|-------------|-------------------|-----------------------|-----|------|-----|---------------------------------------|-----|------|-----|----------------------------|-----|------|-----|-------------|--------------------|---------------|-----------|------------------------|--------------------|----------------------------------|
| | | | | | | | | | | Type | Qty | Type | Qty | Type | Qty | Type | Qty | Type | Qty | Type | Qty | | | | | | | |
| 1 | | | | Select | Select | Select | Select | Select | Select | None | 0 | 0 | 0 | 0 | 0 | 0 | 0 | 0 | 0 | 0 | 0 | 0 | 0 | 0 | 0 | 0 | 0 | |
| 2 | | | | Select | Select | Select | Select | Select | Select | None | 0 | 0 | 0 | 0 | 0 | 0 | 0 | 0 | 0 | 0 | 0 | 0 | 0 | 0 | 0 | 0 | 0 | |
| 3 | | | | Select | Select | Select | Select | Select | Select | None | 0 | 0 | 0 | 0 | 0 | 0 | 0 | 0 | 0 | 0 | 0 | 0 | 0 | 0 | 0 | 0 | 0 | |
| 4 | | | | Select | Select | Select | Select | Select | Select | None | 0 | 0 | 0 | 0 | 0 | 0 | 0 | 0 | 0 | 0 | 0 | 0 | 0 | 0 | 0 | 0 | 0 | |
| 5 | | | | Select | Select | Select | Select | Select | Select | None | 0 | 0 | 0 | 0 | 0 | 0 | 0 | 0 | 0 | 0 | 0 | 0 | 0 | 0 | 0 | 0 | 0 | |
| 6 | | | | Select | Select | Select | Select | Select | Select | None | 0 | 0 | 0 | 0 | 0 | 0 | 0 | 0 | 0 | 0 | 0 | 0 | 0 | 0 | 0 | 0 | 0 | |
| 7 | | | | Select | Select | Select | Select | Select | Select | None | 0 | 0 | 0 | 0 | 0 | 0 | 0 | 0 | 0 | 0 | 0 | 0 | 0 | 0 | 0 | 0 | 0 | |
| 8 | | | | Select | Select | Select | Select | Select | Select | None | 0 | 0 | 0 | 0 | 0 | 0 | 0 | 0 | 0 | 0 | 0 | 0 | 0 | 0 | 0 | 0 | 0 | |
| 9 | | | | Select | Select | Select | Select | Select | Select | None | 0 | 0 | 0 | 0 | 0 | 0 | 0 | 0 | 0 | 0 | 0 | 0 | 0 | 0 | 0 | 0 | 0 | |
| 10 | | | | Select | Select | Select | Select | Select | Select | None | 0 | 0 | 0 | 0 | 0 | 0 | 0 | 0 | 0 | 0 | 0 | 0 | 0 | 0 | 0 | 0 | 0 | |
| 11 | | | | Select | Select | Select | Select | Select | Select | None | 0 | 0 | 0 | 0 | 0 | 0 | 0 | 0 | 0 | 0 | 0 | 0 | 0 | 0 | 0 | 0 | 0 | |
| 12 | | | | Select | Select | Select | Select | Select | Select | None | 0 | 0 | 0 | 0 | 0 | 0 | 0 | 0 | 0 | 0 | 0 | 0 | 0 | 0 | 0 | 0 | 0 | |
| 13 | | | | Select | Select | Select | Select | Select | Select | None | 0 | 0 | 0 | 0 | 0 | 0 | 0 | 0 | 0 | 0 | 0 | 0 | 0 | 0 | 0 | 0 | 0 | |
| 14 | | | | Select | Select | Select | Select | Select | Select | None | 0 | 0 | 0 | 0 | 0 | 0 | 0 | 0 | 0 | 0 | 0 | 0 | 0 | 0 | 0 | 0 | 0 | |
| 15 | | | | Select | Select | Select | Select | Select | Select | None | 0 | 0 | 0 | 0 | 0 | 0 | 0 | 0 | 0 | 0 | 0 | 0 | 0 | 0 | 0 | 0 | 0 | |

Special HP apply is included as standard for surface protection. We do not accept temperate drawings required.
Per DMCC Network, the maximum weight panel size is 100kg. We reserve the right to not accept order for excessive panels due to DMCC handling considerations.

Enter Additional Comments below:

A.S. SQM 1 1 0 Kg

COLLECT OR DELIVER

COLLECT FROM OUR BRISBANE, YATALA, GOLD COAST OR NEWCASTLE DEPOTS

- or -

WE CAN DELIVER TO SITE/BUSINESS PREMISES WITH OUR DEDICATED DELIVERY VEHICLES
OR PACK FOR TRANSPORT **

** SUBJECT TO GO DELIVERY VEHICLE FEES. DELIVERY WITHIN OUR TRUCK CATCHMENT AREAS.
PALLETISED ORDERS ARE SUBJECT TO CRATE/TRANSPORT PACKING & COSTS.

